



# DIGITAL 2020

## KUWAIT

ALL THE DATA, TRENDS, AND INSIGHTS YOU NEED TO HELP YOU UNDERSTAND  
HOW PEOPLE USE THE INTERNET, MOBILE, SOCIAL MEDIA, AND ECOMMERCE

we  
are  
social



**we  
are  
social**



**Hootsuite®**



## IMPORTANT NOTES ON CHANGES TO DATA

Changes to data sources, underlying data, and reporting methodologies mean that various figures in this report **will not be comparable** to similar figures that we published in previous Global Digital Reports. Wherever such changes affect data in this report, we have included a **◆ COMPARABILITY ADVISORY** in the footnotes of each relevant slide. These changes relate to either (1) a source change, where we have substantially changed the data sources that we use to inform data points; or (2) a base change, where either we or our data providers have made material changes to the ways in which we and / or they collect and / or report underlying data. Wherever such changes occur, we have also endeavoured to re-base the historical data we use for annual or quarterly growth figures, but where we have been unable to re-base historical data, we have included an advisory in the footnotes of each relevant slide. Please see the complete list of data sources at the end of this report for further details.



# DIGITAL 2020

## GLOBAL DIGITAL OVERVIEW

ESSENTIAL INSIGHTS INTO HOW PEOPLE AROUND THE WORLD USE THE INTERNET, MOBILE DEVICES, SOCIAL MEDIA, AND ECOMMERCE



# DIGITAL 2020

## GLOBAL DIGITAL YEARBOOK

ESSENTIAL DIGITAL DATA FOR EVERY COUNTRY IN THE WORLD



[CLICK HERE](#) TO READ OUR DIGITAL 2020 **GLOBAL OVERVIEW REPORT**, WITH MORE THAN 200 PAGES OF ESSENTIAL CHARTS AND INSIGHTS FROM AROUND THE WORLD

[CLICK HERE](#) TO READ OUR DIGITAL 2020 **GLOBAL DIGITAL YEARBOOK**, WITH ESSENTIAL HEADLINE DIGITAL DATA FOR EVERY COUNTRY IN THE WORLD

# CLICK THE LINKS BELOW TO ACCESS OUR FULL SUITE OF GLOBAL DIGITAL REPORTS

GLOBAL OVERVIEW	BOTSWANA	DJIBOUTI	GUINEA	LESOTHO	NEPAL	ST. KITTS & NEVIS	TAJIKISTAN
DIGITAL YEARBOOK	BRAZIL	DOMINICA	GUINEA-BISSAU	LIBERIA	NETHERLANDS	ST. LUCIA	TANZANIA
ABKHAZIA	BRITISH VIRGIN IS.	DOMINICAN REP.	GUYANA	LIBYA	NEW CALEDONIA	ST. MARTIN	THAILAND
AFGHANISTAN	BRUNEI	ECUADOR	HAITI	LIECHTENSTEIN	NEW ZEALAND	ST. PIERRE & MIQUELON	TIMOR-LESTE
ÅLAND IS.	BULGARIA	EGYPT	HONDURAS	LITHUANIA	NICARAGUA	ST. VINCENT & THE GRENADINES	TOGO
ALBANIA	BURKINA FASO	EL SALVADOR	HONG KONG	LUXEMBOURG	NIGER	SAMOA	TOKELAU
ALGERIA	BURUNDI	EQUATORIAL GUINEA	HUNGARY	MACAU	NIGERIA	SAN MARINO	TONGA
AMERICAN SAMOA	CABO VERDE	ERITREA	ICELAND	NORTH MACEDONIA	NIUE	SÃO TOMÉ & PRÍNCIPE	TRANSNISTRIA
ANDORRA	CAMBODIA	ESTONIA	INDIA	MADAGASCAR	NORFOLK IS.	SAUDI ARABIA	TRINIDAD & TOBAGO
ANGOLA	CAMEROON	ESWATINI	INDONESIA	MALAWI	NORTHERN MARIANA IS.	SENEGAL	TUNISIA
ANGUILLA	CANADA	ETHIOPIA	IRAN	MALAYSIA	NORWAY	SERBIA	TURKEY
ANTIGUA & BARBUDA	CAYMAN IS.	FALKLAND IS.	IRAQ	MALDIVES	OMAN	SEYCHELLES	TURKMENISTAN
ARGENTINA	CENTRAL AFRICAN REP.	FAROE IS.	IRELAND	MALI	PAKISTAN	SIERRA LEONE	TURKS & CAICOS IS.
ARMENIA	CHAD	FIJI	ISLE OF MAN	MALTA	PALAU	SINGAPORE	TUVALU
ARUBA	CHILE	FINLAND	ISRAEL	MARSHALL IS.	PALESTINE	ST. MAARTEN	UGANDA
AUSTRALIA	CHINA	FRANCE	ITALY	MARTINIQUE	PANAMA	SLOVAKIA	UKRAINE
AUSTRIA	CHRISTMAS IS.	FRENCH GUIANA	JAMAICA	MAURITANIA	PAPUA NEW GUINEA	SLOVENIA	U.A.E.
AZERBAIJAN	COCOS (KEELING) IS.	FRENCH POLYNESIA	JAPAN	MAURITIUS	PARAGUAY	SOLOMON IS.	U.K.
BAHAMAS	COLOMBIA	GABON	JERSEY	MAYOTTE	PERU	SOMALIA	U.S.A.
BAHRAIN	COMOROS	GAMBIA	JORDAN	MEXICO	PHILIPPINES	SOUTH AFRICA	U.S. VIRGIN IS.
BANGLADESH	DEM. REP. OF CONGO	GEORGIA	KAZAKHSTAN	MICRONESIA	PITCAIRN IS.	SOUTH SUDAN	URUGUAY
BARBADOS	REP. OF CONGO	GERMANY	KENYA	MOLDOVA	POLAND	SPAIN	UZBEKISTAN
BELARUS	COOK IS.	GHANA	KIRIBATI	MONACO	PORTUGAL	SRI LANKA	VANUATU
BELGIUM	COSTA RICA	GIBRALTAR	NORTH KOREA	MONGOLIA	PUERTO RICO	SUDAN	VATICAN
BELIZE	CÔTE D'IVOIRE	GREECE	SOUTH KOREA	MONTENEGRO	QATAR	SURINAME	VENEZUELA
BENIN	CROATIA	GREENLAND	KOSOVO	MONTSERRAT	RÉUNION	SVALBARD & JAN MAYEN	VIETNAM
BERMUDA	CUBA	GRENADA	KUWAIT	MOROCCO	ROMANIA	SWAZILAND	WALLIS & FUTUNA
BHUTAN	CURAÇAO	GUADELOUPE	KYRGYZSTAN	MOZAMBIQUE	RUSSIAN FEDERATION	SWEDEN	WESTERN SAHARA
BOLIVIA	CYPRUS	GUAM	LAOS	MYANMAR	RWANDA	SWITZERLAND	YEMEN
BONAIRE, ST. EUSTATIUS & SABA	CZECH REP.	GUATEMALA	LATVIA	NAMIBIA	ST. BARTHÉLEMY	SYRIA	ZAMBIA
BOSNIA & HERZEGOVINA	DENMARK	GUERNSEY	LEBANON	NAURU	ST. HELENA	TAIWAN	ZIMBABWE



# 2020 GLOBAL HEADLINES

JAN  
2020

# DIGITAL AROUND THE WORLD IN 2020

THE ESSENTIAL HEADLINE DATA YOU NEED TO UNDERSTAND MOBILE, INTERNET, AND SOCIAL MEDIA USE

TOTAL  
POPULATION



**7.75**  
BILLION

URBANISATION:

**55%**

UNIQUE MOBILE  
PHONE USERS



**5.19**  
BILLION

PENETRATION:

**67%**

INTERNET  
USERS



**4.54**  
BILLION

PENETRATION:

**59%**

ACTIVE SOCIAL  
MEDIA USERS



**3.80**  
BILLION

PENETRATION:

**49%**



we  
are  
social



**SOURCES:** POPULATION: UNITED NATIONS; MOBILE: GSMA INTELLIGENCE; INTERNET: ITU; GLOBALWEBINDEX; GSMA INTELLIGENCE; EUROSTAT; LOCAL TELECOMS REGULATORY AUTHORITIES AND GOVERNMENT BODIES; SOCIAL MEDIA PLATFORMS' SELF-SERVICE ADVERTISING TOOLS; APJII; KEPIOS ANALYSIS; SOCIAL MEDIA: PLATFORMS' SELF-SERVICE ADVERTISING TOOLS; COMPANY ANNOUNCEMENTS AND EARNINGS REPORTS; CAFEBAZAAR. ALL LATEST AVAILABLE DATA IN JANUARY 2020. **COMPARABILITY ADVISORY:** SOURCE AND BASE CHANGES.



JAN  
2020

# GLOBAL DIGITAL GROWTH

THE YEAR-ON-YEAR CHANGE IN ESSENTIAL INDICATORS OF DIGITAL ADOPTION

TOTAL  
POPULATION



we  
are  
social

**+1.1%**

JAN 2020 vs. JAN 2019

**+82 MILLION**

UNIQUE MOBILE  
PHONE USERS



**+2.4%**

JAN 2020 vs. JAN 2019

**+124 MILLION**

INTERNET  
USERS



**+7.0%**

JAN 2020 vs. JAN 2019

**+298 MILLION**

ACTIVE SOCIAL  
MEDIA USERS



**+9.2%**

JAN 2020 vs. JAN 2019

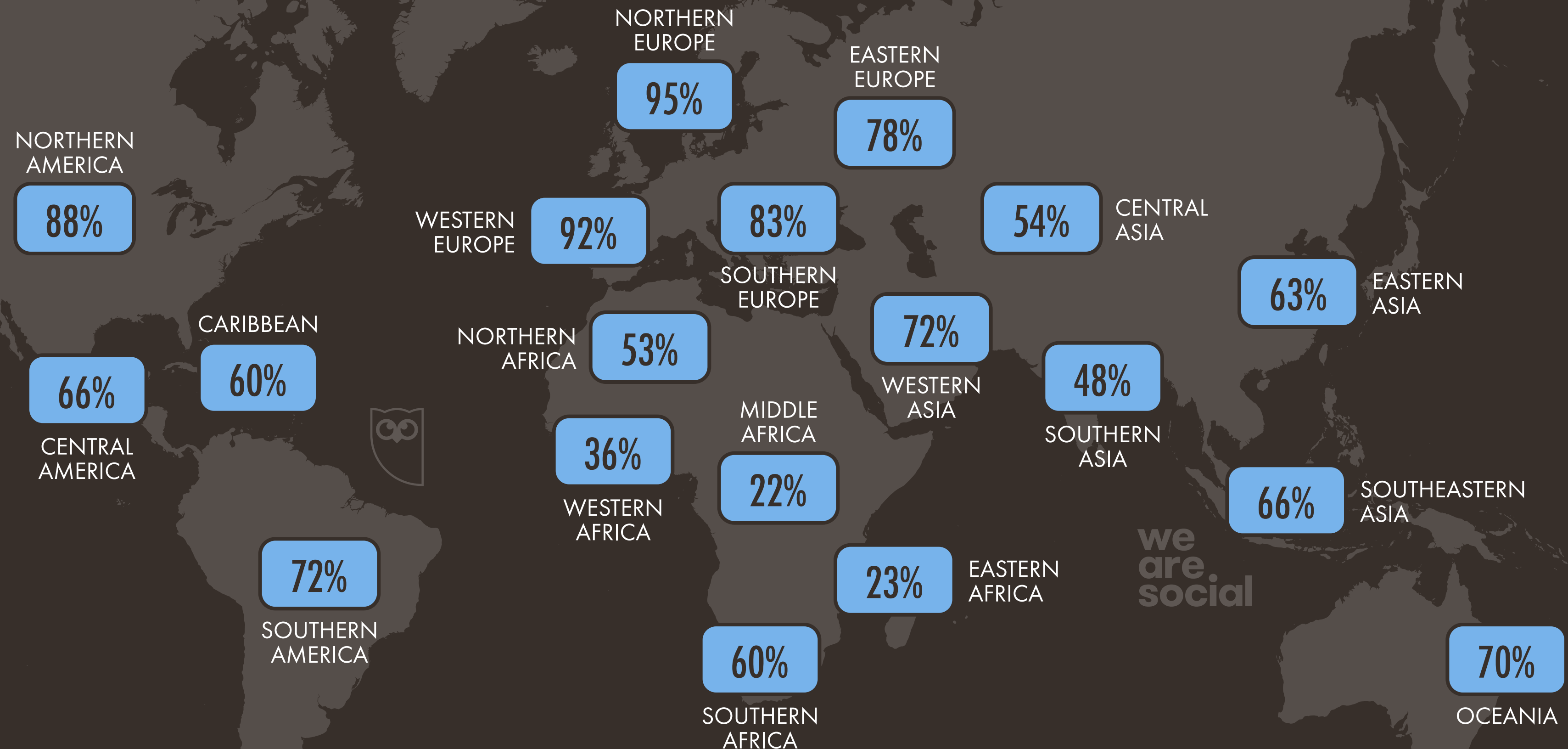
**+321 MILLION**



JAN  
2020

# INTERNET PENETRATION BY REGION

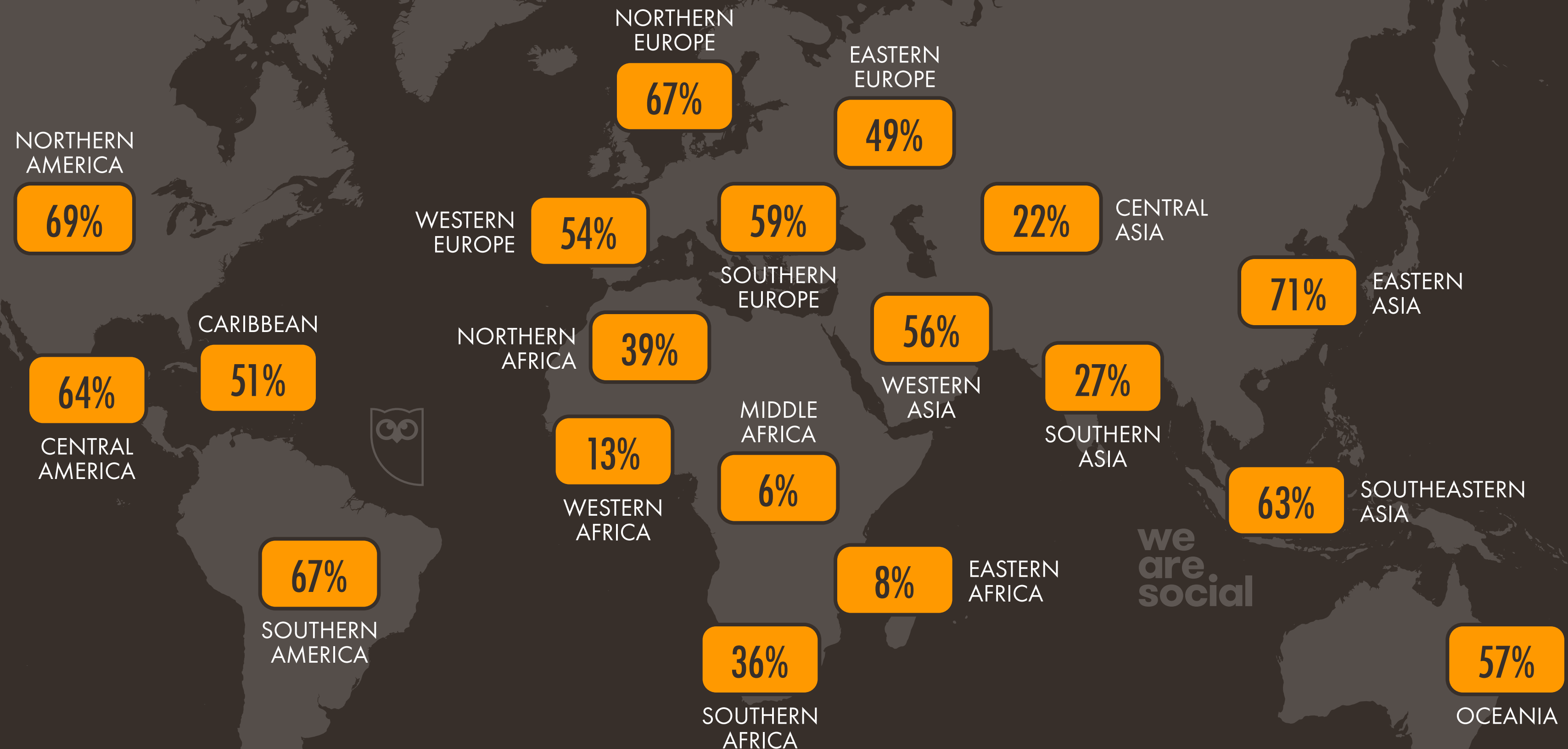
NUMBER OF INTERNET USERS IN EACH REGION COMPARED TO TOTAL POPULATION\*



JAN  
2020

# SOCIAL MEDIA USE vs. TOTAL POPULATION BY REGION

THE NUMBER OF ACTIVE SOCIAL MEDIA USERS IN EACH REGION COMPARED TO TOTAL POPULATION\*, REGARDLESS OF AGE

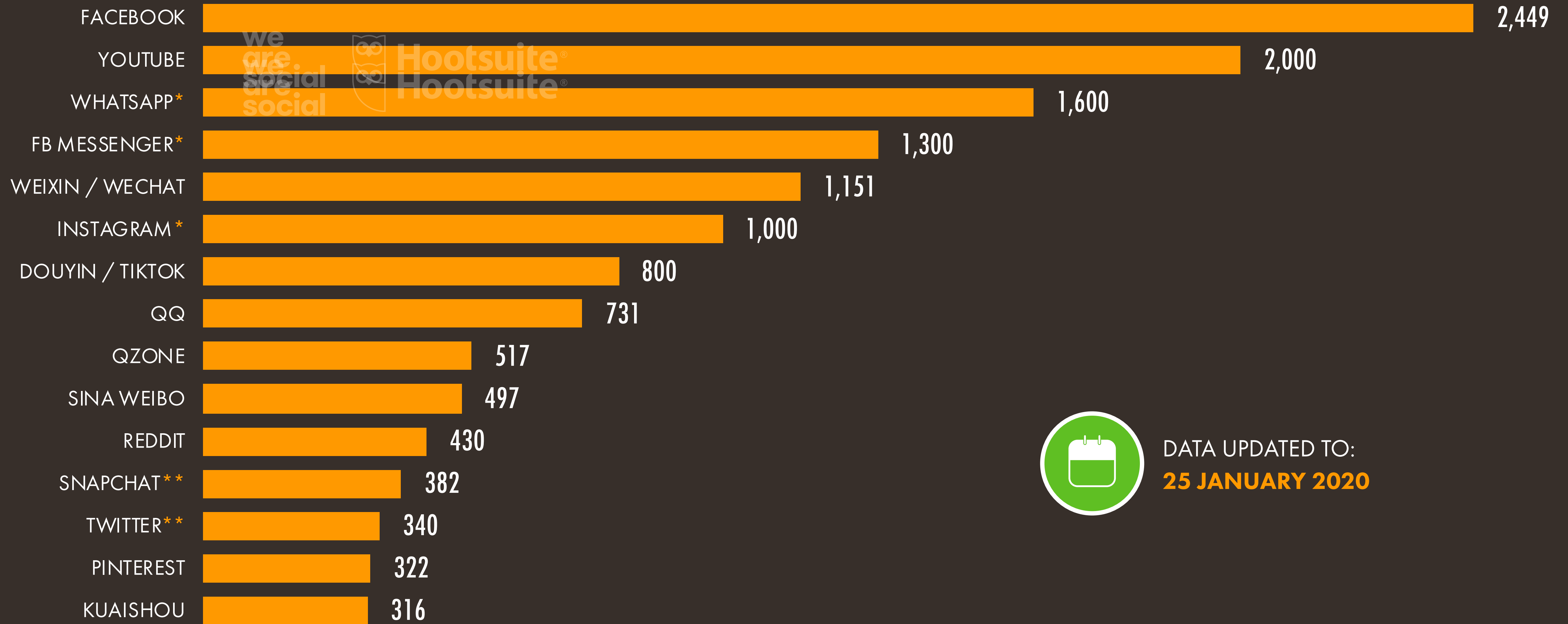


we  
are  
social

JAN  
2020

# THE WORLD'S MOST-USED SOCIAL PLATFORMS

BASED ON MONTHLY ACTIVE USERS, ACTIVE USER ACCOUNTS, ADVERTISING AUDIENCES, OR UNIQUE MONTHLY VISITORS (IN MILLIONS)

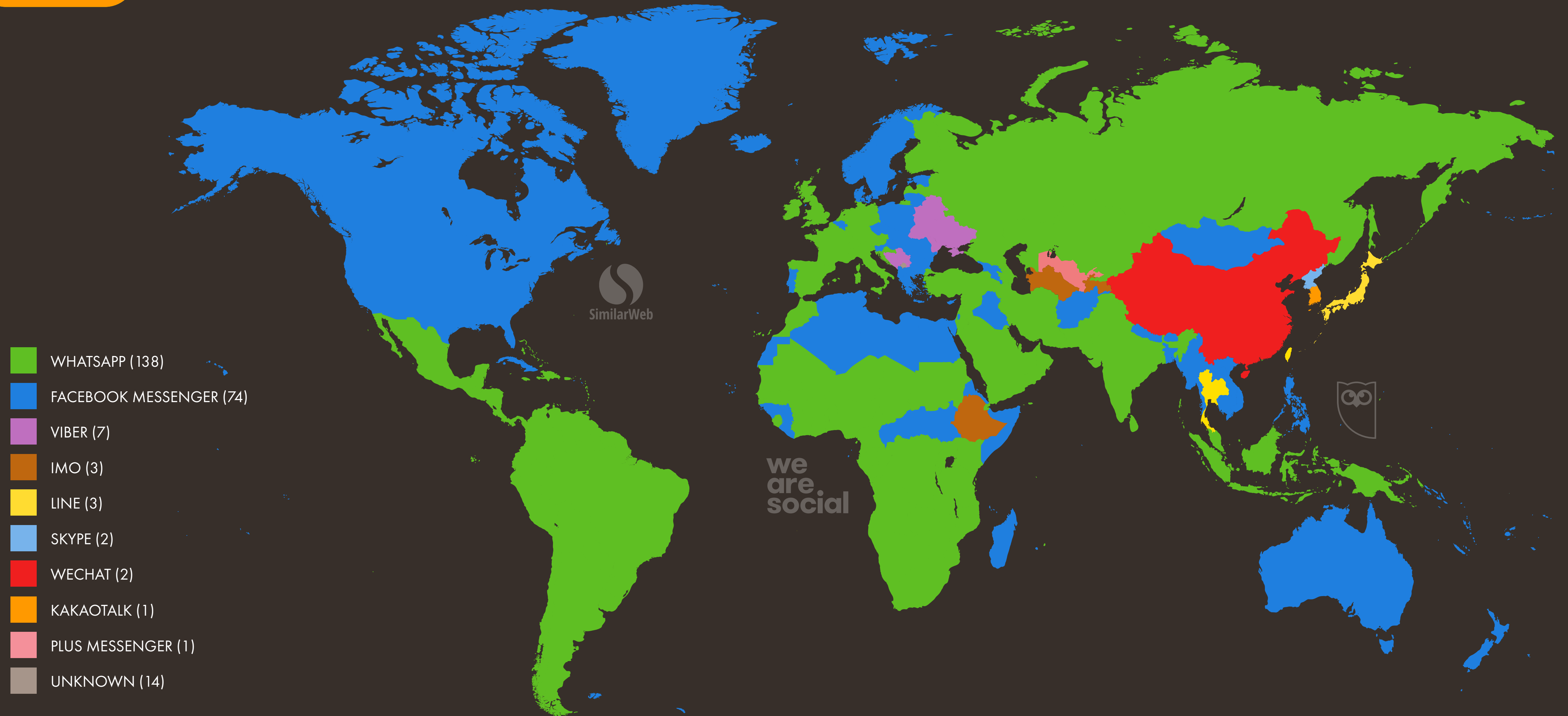


DATA UPDATED TO:  
**25 JANUARY 2020**

JAN  
2020

# TOP MESSENGER APPS AROUND THE WORLD

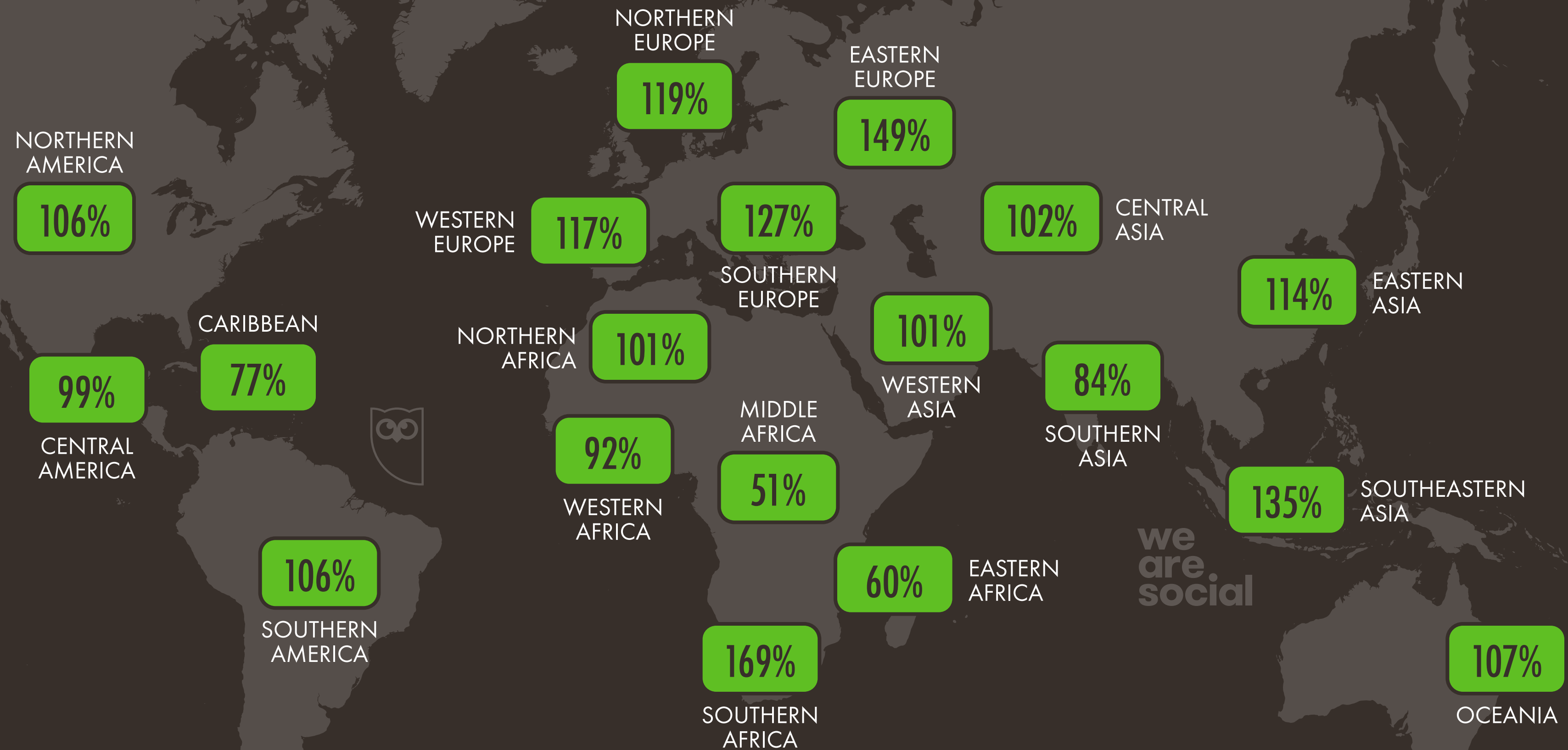
THE MOST ACTIVE MESSENGER APP\* IN EACH COUNTRY OR TERRITORY IN DECEMBER 2019



JAN  
2020

# MOBILE CONNECTIVITY BY REGION

NUMBER OF MOBILE CONNECTIONS\* IN EACH REGION COMPARED TO TOTAL POPULATION (REGARDLESS OF AGE)



**SOURCE:** GSMA INTELLIGENCE (JANUARY 2020, BASED ON DATA FOR Q4 2019). **\*NOTES:** CONNECTION FIGURES DO NOT INCLUDE IOT CELLULAR CONNECTIONS. PERCENTAGES MAY EXCEED 100% DUE TO INDIVIDUAL USE OF MULTIPLE CONNECTIONS. REGIONS AS DEFINED BY THE UNITED NATIONS GEOScheme. **◆ COMPARABILITY ADVISORY:** BASE CHANGES. SOME FIGURES MAY NOT BE DIRECTLY COMPARABLE TO DATA IN OUR PREVIOUS REPORTS.

JAN  
2020

# GLOBAL MOBILE APP RANKINGS: ACTIVE USERS

GLOBAL RANKINGS OF TOP MOBILE APPS AND GAMES BY AVERAGE MONTHLY ACTIVE USERS THROUGHOUT 2019

## RANKING OF MOBILE APPS BY MONTHLY ACTIVE USERS

#	APP NAME	COMPANY
01	WHATSAPP MESSENGER	FACEBOOK
02	FACEBOOK	FACEBOOK
03	FACEBOOK MESSENGER	FACEBOOK
04	WECHAT	TENCENT
05	INSTAGRAM	FACEBOOK
06	TIKTOK	BYTEDANCE
07	ALIPAY	ANT FINANCIAL SERVICES GRP.
08	QQ	TENCENT
09	TAOBAO	ALIBABA GROUP
10	BAIDU	BAIDU

## RANKING OF MOBILE GAMES BY MONTHLY ACTIVE USERS

#	GAME NAME	COMPANY
01	PUBG MOBILE	TENCENT
02	CANDY CRUSH SAGA	ACTIVISION BLIZZARD
03	HONOUR OF KINGS	TENCENT
04	ANIPOP 	HAPPY ELEMENTS
05	GAME FOR PEACE	TENCENT
06	CLASH OF CLANS	SUPERCCELL
07	POKÉMON GO	NIANTIC
08	SUBWAY SURFERS	KILOO
09	CLASH ROYALE	SUPERCCELL
10	FREE FIRE	SEA

we  
are  
social



**KUWAIT**

JAN  
2020

# KUWAIT

THE ESSENTIAL HEADLINE DATA YOU NEED TO UNDERSTAND THE STATE OF MOBILE, INTERNET, AND SOCIAL MEDIA USE



KUWAIT

TOTAL  
POPULATION



4.24  
MILLION

URBANISATION:

100%

MOBILE PHONE  
CONNECTIONS



7.38  
MILLION

vs. POPULATION:

174%

INTERNET  
USERS



4.20  
MILLION

PENETRATION:

99%

ACTIVE SOCIAL  
MEDIA USERS



4.20  
MILLION

PENETRATION:

99%



we  
are  
social



**SOURCES:** POPULATION: UNITED NATIONS; MOBILE: GSMA INTELLIGENCE; INTERNET: ITU; GLOBALWEBINDEX; GSMA INTELLIGENCE; EUROSTAT; LOCAL TELECOMS REGULATORY AUTHORITIES AND GOVERNMENT BODIES; SOCIAL MEDIA PLATFORMS' SELF-SERVICE ADVERTISING TOOLS; APJII; KEPIOS ANALYSIS; SOCIAL MEDIA: PLATFORMS' SELF-SERVICE ADVERTISING TOOLS; COMPANY ANNOUNCEMENTS AND EARNINGS REPORTS; CAFEBAZAAR. ALL LATEST AVAILABLE DATA IN JANUARY 2020. **COMPARABILITY ADVISORY:** SOURCE AND BASE CHANGES.





JAN  
2020

# DIGITAL GROWTH INDICATORS

CHANGES IN KEY INDICATORS OF DIGITAL ADOPTION



KUWAIT

TOTAL  
POPULATION



we  
are  
social

**+1.6%**

JAN 2020 vs. JAN 2019

**+67 THOUSAND**

MOBILE PHONE  
CONNECTIONS



**+4.5%**

JAN 2020 vs. JAN 2019

**+317 THOUSAND**

INTERNET  
USERS



**+0.6%**

JAN 2020 vs. JAN 2019

**+24 THOUSAND**

ACTIVE SOCIAL  
MEDIA USERS



**+3.8%**

JAN 2020 vs. APR 2019

**+155 THOUSAND**

JAN  
2020

# OVERVIEW OF THE POPULATION

CORE DEMOGRAPHIC INDICATORS



KUWAIT

TOTAL  
POPULATION



4.24  
MILLION

we  
are  
social

FEMALES AS A PERCENTAGE  
OF POPULATION\*



39%



MALES AS A PERCENTAGE  
OF POPULATION\*



61%



ANNUAL CHANGE  
IN TOTAL POPULATION



+1.6%  
+67 THOUSAND



MEDIAN  
AGE



36.8

URBAN POPULATION AS A  
SHARE OF TOTAL POPULATION



100%



POPULATION DENSITY  
(PEOPLE PER KM<sup>2</sup>)



239.7



OVERALL LITERACY RATE  
(ADULTS AGED 15+)



96%



FEMALE LITERACY RATE  
(ADULTS AGED 15+)



95%

we  
are  
social

MALE LITERACY RATE  
(ADULTS AGED 15+)



97%

JAN  
2020

# POPULATION BY AGE GROUP

THE TOTAL NUMBER OF PEOPLE WITHIN EACH AGE GROUP



KUWAIT

TOTAL  
POPULATION



we  
are  
social

**4.24**  
MILLION

POPULATION AGED  
13 AND ABOVE



KEPIOS

**81%**  
3.4 MILLION

POPULATION AGED  
18 AND ABOVE



owl

**75%**  
3.2 MILLION

POPULATION  
AGED 16 TO 64



**74%**  
3.2 MILLION



**INTERNET USE**

JAN  
2020

# INTERNET OVERVIEW

ESSENTIAL INDICATORS OF INTERNET CONNECTIVITY



KUWAIT

TOTAL NUMBER  
OF INTERNET USERS  
ON ANY DEVICE



we  
are  
social

4.20  
MILLION

INTERNET USERS  
AS A PERCENTAGE OF  
TOTAL POPULATION



99%

ANNUAL GROWTH  
IN THE NUMBER  
OF INTERNET USERS



+0.6%  
+24 THOUSAND

MOBILE INTERNET REFERENCE:  
SHARE OF SOCIAL MEDIA USERS  
ACCESSING VIA MOBILE PHONES\*



100%

JAN  
2020

# INTERNET CONNECTION SPEEDS: OVERVIEW

AVERAGE **DOWNLOAD** SPEEDS FOR MOBILE AND FIXED INTERNET CONNECTIONS, WITH YEAR-ON-YEAR COMPARISONS



KUWAIT

AVERAGE SPEED OF  
MOBILE INTERNET  
CONNECTIONS



we  
are  
social

**46.52**  
MBPS

YEAR-ON-YEAR CHANGE IN  
AVERAGE SPEED OF MOBILE  
INTERNET CONNECTIONS



KEPIOS

**+45%**

AVERAGE SPEED OF  
FIXED INTERNET  
CONNECTIONS



Hootsuite

**65.92**  
MBPS

YEAR-ON-YEAR CHANGE IN  
AVERAGE SPEED OF FIXED  
INTERNET CONNECTIONS



**+181%**

JAN  
2020

# SHARE OF WEB TRAFFIC BY DEVICE

EACH DEVICE'S SHARE OF TOTAL WEB PAGES SERVED TO WEB BROWSERS IN DECEMBER 2019



KUWAIT

MOBILE  
PHONES



64.1%

DEC 2019 vs. DEC 2018:

+4.9%

LAPTOPS &  
DESKTOPS



we  
are  
social

33.9%

DEC 2019 vs. DEC 2018:

-5.9%

TABLET  
COMPUTERS



1.9%

DEC 2019 vs. DEC 2018:

-33%

OTHER  
DEVICES



0.2%

DEC 2019 vs. DEC 2018:

+23%



JAN  
2020

# MOST-VISITED WEBSITES (ALEXA)

RANKING OF TOP WEBSITES BY AVERAGE MONTHLY TRAFFIC ACCORDING TO ALEXA



KUWAIT

#	WEBSITE	TIME / VISIT	PAGES / VISIT
01	GOOGLE.COM	12M 09S	14.6
02	YOUTUBE.COM	11M 44S	6.7
03	GOOGLE.COM.KW	5M 20S	8.5
04	FACEBOOK.COM	17M 48S	7.8
05	YAHOO.COM	4M 34S	4.4
06	LIVE.COM	4M 53S	5.0
07	ALANBA.COM.KW	10M 35S	11.0
08	WIKIPEDIA.ORG	3M 55S	3.0
09	XCITE.COM	5M 36S	6.2
10	AMAZON.COM	9M 41S	9.0

#	WEBSITE	TIME / VISIT	PAGES / VISIT
11	OFFICE.COM	7M 05S	6.7
12	BLOGSPOT.COM	3M 32S	2.7
13	INDIANSINKUWAIT.COM	5M 55S	3.7
14	OPENSQQ.COM	9M 20S	7.6
15	MOI.GOV.KW	8M 23S	6.3
16	INSTAGRAM.COM	7M 07S	6.8
17	KPAY.COM.KW	2M 22S	2.0
18	TWITTER.COM	10M 48S	7.8
19	PACI.GOV.KW	4M 41S	2.5
20	MANORAMAONLINE.COM	11M 11S	6.2



**SOURCE:** ALEXA (JANUARY 2020). **\*NOTES:** 'ALEXA' IS THE NAME OF AMAZON'S INSIGHTS ARM, AND DATA SHOWN HERE ARE NOT RESTRICTED TO ACTIVITIES ON 'ALEXA' VOICE-POWERED PLATFORMS. 'TIME / DAY' FIGURES REPRESENT ALEXA'S ESTIMATES OF THE AVERAGE DAILY AMOUNT OF TIME THAT VISITORS SPEND ON EACH SITE, ON DAYS THEY VISIT EACH SITE, MEASURED IN MINUTES AND SECONDS. **ADVISORY:** SOME WEBSITES FEATURED IN THIS RANKING MAY CONTAIN ADULT CONTENT. PLEASE USE CAUTION WHEN VISITING UNKNOWN WEBSITES.



JAN  
2020


# TOP GOOGLE SEARCH QUERIES

THE MOST COMMON QUERIES THAT PEOPLE ENTERED INTO GOOGLE SEARCH THROUGHOUT 2019



KUWAIT

#	SEARCH QUERY	INDEX
01	KUWAIT	100
02	تويتر	21
03	GOOGLE	15
04	مترجم	14
05	YOUTUBE	12
06	TRANSLATE	12
07	WEATHER	12
08	ترجمة	11
09	NEWS	10
10	ترجمه	8

#	SEARCH QUERY	INDEX
11	FACEBOOK	7
12	الطقس	6
13	كورة	6
14	يوتيوب	6
15	انستقرام	6
16	MATKA 	5
17	KAI-ASIAN-DINER	5
18	KWD TO INR	5
19	TWITTER	5
20	LIVE CRICKET	5

we  
are  
social



**SOCIAL MEDIA USE**

JAN  
2020

# SOCIAL MEDIA OVERVIEW

BASED ON THE REPORTED POTENTIAL ADVERTISING REACH OF SELECTED SOCIAL MEDIA PLATFORMS



KUWAIT

TOTAL NUMBER  
OF ACTIVE SOCIAL  
MEDIA USERS



we  
are  
social

**4.20**  
MILLION

SOCIAL MEDIA USERS  
COMPARED TO  
TOTAL POPULATION



global  
web  
index

**99%**

CHANGE IN SOCIAL  
MEDIA USER NUMBERS  
(APR 2019 TO JAN 2020)



**+3.8%**  
**+155 THOUSAND**

PERCENTAGE OF ACTIVE  
SOCIAL MEDIA USERS  
ACCESSING VIA MOBILE



**100%**

JAN  
2020

# FACEBOOK AUDIENCE OVERVIEW

THE POTENTIAL NUMBER OF PEOPLE THAT MARKETERS CAN REACH USING ADVERTS ON FACEBOOK



KUWAIT

NUMBER OF PEOPLE THAT FACEBOOK REPORTS CAN BE REACHED WITH ADVERTS ON FACEBOOK



we  
are  
social

2.70  
MILLION

FACEBOOK'S REPORTED ADVERTISING REACH COMPARED TO TOTAL POPULATION AGED 13+



79%

QUARTER-ON-QUARTER CHANGE IN FACEBOOK'S ADVERTISING REACH



+3.8%  
+100 THOUSAND

PERCENTAGE OF ITS AD AUDIENCE THAT FACEBOOK REPORTS IS FEMALE\*



28.8%

PERCENTAGE OF ITS AD AUDIENCE THAT FACEBOOK REPORTS IS MALE\*



71.2%

JAN  
2020

# FACEBOOK ACCESS BY DEVICE

THE DEVICES THAT FACEBOOK USERS USE TO ACCESS THE PLATFORM



KUWAIT

PERCENTAGE OF FACEBOOK  
USERS ACCESSING VIA ANY  
KIND OF MOBILE PHONE



99.5%



PERCENTAGE OF FACEBOOK  
USERS WHO ONLY ACCESS VIA A  
LAPTOP OR DESKTOP COMPUTER



0.5%



PERCENTAGE OF FACEBOOK  
USERS WHO ACCESS VIA BOTH  
PHONES AND COMPUTERS



5.6%



PERCENTAGE OF FACEBOOK  
USERS WHO ONLY ACCESS  
VIA A MOBILE PHONE



93.9%

JAN  
2020

# FACEBOOK ACTIVITY FREQUENCY

HOW OFTEN A 'TYPICAL' USER\* PERFORMS EACH ACTIVITY ON FACEBOOK



KUWAIT

NUMBER OF  
FACEBOOK PAGES  
LIKED (LIFETIME\*)



KEPIOS

1

FEMALE: MALE:

1 1

POSTS LIKED IN  
THE PAST 30 DAYS  
(ALL POST TYPES)



we are social

11

FEMALE: MALE:

11 11

COMMENTS MADE IN  
THE PAST 30 DAYS  
(ALL POST TYPES)



we are social

5

FEMALE: MALE:

6 4

FACEBOOK POSTS  
SHARED IN THE PAST 30  
DAYS (ALL POST TYPES)



we are social

2

FEMALE: MALE:

2 2

FACEBOOK ADVERTS  
CLICKED IN THE PAST 30  
DAYS (ANY CLICK TYPE)



11

FEMALE: MALE:

12 11

JAN  
2020

# INSTAGRAM AUDIENCE OVERVIEW

THE POTENTIAL NUMBER OF PEOPLE THAT MARKETERS CAN REACH USING ADVERTS ON INSTAGRAM



KUWAIT

NUMBER OF PEOPLE THAT  
INSTAGRAM REPORTS  
CAN BE REACHED WITH  
ADVERTS ON INSTAGRAM



1.90  
MILLION

INSTAGRAM'S REPORTED  
ADVERTISING REACH  
COMPARED TO TOTAL  
POPULATION AGED 13+



55%

QUARTER-ON-  
QUARTER CHANGE  
IN INSTAGRAM'S  
ADVERTISING REACH



+6.1%

PERCENTAGE OF  
ITS AD AUDIENCE  
THAT INSTAGRAM  
REPORTS IS FEMALE\*



37.8%

PERCENTAGE OF  
ITS AD AUDIENCE  
THAT INSTAGRAM  
REPORTS IS MALE\*



62.2%

JAN  
2020

# SNAPCHAT AUDIENCE OVERVIEW

THE POTENTIAL NUMBER OF PEOPLE THAT MARKETERS CAN REACH USING ADVERTS ON SNAPCHAT



KUWAIT

NUMBER OF PEOPLE THAT  
SNAPCHAT REPORTS  
CAN BE REACHED WITH  
ADVERTS ON SNAPCHAT



1.85  
MILLION

SNAPCHAT'S REPORTED  
ADVERTISING REACH  
COMPARED TO TOTAL  
POPULATION AGED 13+



54%

QUARTER-ON-  
QUARTER CHANGE  
IN SNAPCHAT'S  
ADVERTISING REACH



+5.7%

PERCENTAGE OF  
ITS AD AUDIENCE  
THAT SNAPCHAT  
REPORTS IS FEMALE\*



53.3%

PERCENTAGE OF  
ITS AD AUDIENCE  
THAT SNAPCHAT  
REPORTS IS MALE\*



45.8%



JAN  
2020

# TWITTER AUDIENCE OVERVIEW

THE POTENTIAL NUMBER OF PEOPLE THAT MARKETERS CAN REACH USING ADVERTS ON TWITTER



KUWAIT

NUMBER OF PEOPLE THAT  
TWITTER REPORTS  
CAN BE REACHED WITH  
ADVERTS ON TWITTER




2.11  
MILLION

TWITTER'S REPORTED  
ADVERTISING REACH  
COMPARED TO TOTAL  
POPULATION AGED 13+



61%

QUARTER-ON-  
QUARTER CHANGE  
IN TWITTER'S  
ADVERTISING REACH



-0.7%

PERCENTAGE OF  
ITS AD AUDIENCE  
THAT TWITTER  
REPORTS IS FEMALE\*



38.0%

PERCENTAGE OF  
ITS AD AUDIENCE  
THAT TWITTER  
REPORTS IS MALE\*



62.0%

JAN  
2020

# LINKEDIN AUDIENCE OVERVIEW

THE POTENTIAL NUMBER OF PEOPLE THAT MARKETERS CAN REACH USING ADVERTS ON LINKEDIN



KUWAIT

NUMBER OF PEOPLE THAT LINKEDIN REPORTS CAN BE REACHED WITH ADVERTS ON LINKEDIN\*



680.0  
THOUSAND

LINKEDIN'S REPORTED ADVERTISING REACH COMPARED TO TOTAL POPULATION AGED 18+



21%

QUARTER-ON-QUARTER CHANGE IN LINKEDIN'S ADVERTISING REACH



+1.5%

PERCENTAGE OF ITS AD AUDIENCE THAT LINKEDIN REPORTS IS FEMALE\*



23.5%

PERCENTAGE OF ITS AD AUDIENCE THAT LINKEDIN REPORTS IS MALE\*



76.5%

JAN  
2020

# TOP YOUTUBE SEARCH QUERIES

THE MOST COMMON QUERIES THAT PEOPLE ENTERED INTO YOUTUBE'S SEARCH TOOLS THROUGHOUT 2019



KUWAIT

#	SEARCH QUERY	INDEX
01	مسلسل	100
02	SONG	99
03	SONGS	77
04	اغاني	47
05	اغنية	46
06	اغنيه	46
07	الكويت	37
08	شيلة	35
09	DJ	29
10	بيبي	27

#	SEARCH QUERY	INDEX
11	فيلم	27
12	شيلاتشيلات	25
13	شيلات	25
14	شيله	24
15	شبابالبومب	20
16	فورتنايت	16
17	مسرحية	15
18	اطفال	15
19	MUSIC	15
20	حب	14

we  
are  
social





**MOBILE USE**

JAN  
2020

# MOBILE CONNECTIONS BY TYPE

OVERVIEW OF MOBILE CONNECTIONS WITH SHARE BY PAYMENT TYPE AND CONNECTION BANDWIDTH



KUWAIT

NUMBER OF MOBILE  
CONNECTIONS  
(EXCLUDING IOT)



GSMA

7.38  
MILLION

MOBILE CONNECTIONS  
AS A PERCENTAGE OF  
TOTAL POPULATION



we are social

174%

PERCENTAGE OF  
MOBILE CONNECTIONS  
THAT ARE PRE-PAID



GSMA

61%

PERCENTAGE OF  
MOBILE CONNECTIONS  
THAT ARE POST-PAID



we are social

39%

PERCENTAGE OF MOBILE  
CONNECTIONS THAT ARE  
BROADBAND (3G – 5G)



95%

JAN  
2020

# MOBILE CONNECTIVITY INDEX

GSMA INTELLIGENCE'S ASSESSMENT OF KEY ENABLERS AND DRIVERS OF MOBILE INTERNET CONNECTIVITY



KUWAIT

OVERALL COUNTRY  
INDEX SCORE



67.95

OUT OF MAX. 100

MOBILE NETWORK  
INFRASTRUCTURE



65.61

OUT OF MAX. 100


AFFORDABILITY OF  
DEVICES & SERVICES



75.09

OUT OF MAX. 100

CONSUMER  
READINESS



64.91

OUT OF MAX. 100

AVAILABILITY OF RELEVANT  
CONTENT & SERVICES



66.68

OUT OF MAX. 100

JAN  
2020

# SHARE OF WEB TRAFFIC BY MOBILE OS

SHARE OF **WEB PAGE REQUESTS** ORIGINATING FROM MOBILE HANDSETS RUNNING DIFFERENT MOBILE OPERATING SYSTEMS



KUWAIT

SHARE OF WEB TRAFFIC  
ORIGINATING FROM  
ANDROID DEVICES



we  
are  
social

**70.3%**

DEC 2019 vs. DEC 2018:

**+0.4%**

SHARE OF WEB TRAFFIC  
ORIGINATING FROM  
APPLE IOS DEVICES



KEPIOS

**29.6%**

DEC 2019 vs. DEC 2018:

**-0.5%**

SHARE OF WEB TRAFFIC  
ORIGINATING FROM  
KAI OS DEVICES



owl

[N/A]

DEC 2019 vs. DEC 2018:

[N/A]

SHARE OF WEB TRAFFIC  
ORIGINATING FROM  
SAMSUNG OS DEVICES\*



lightbulb

**0.1%**

DEC 2019 vs. DEC 2018:

**+33%**

SHARE OF WEB TRAFFIC  
ORIGINATING FROM  
OTHER OS DEVICES



**0.06%**

DEC 2019 vs. DEC 2018:

**-73%**



**ECOMMERCE USE**



JAN  
2020

# FINANCIAL INCLUSION FACTORS

PERCENTAGE OF THE POPULATION AGED 15+ THAT REPORTS OWNING OR USING EACH FINANCIAL PRODUCT OR SERVICE



KUWAIT

HAS AN ACCOUNT WITH  
A FINANCIAL INSTITUTION



80%



HAS A  
CREDIT CARD



22%



HAS A MOBILE  
MONEY ACCOUNT



[N/A]



MAKES ONLINE PURCHASES  
AND / OR PAYS BILLS ONLINE



36%

PERCENTAGE OF WOMEN  
WITH A CREDIT CARD



18%



PERCENTAGE OF MEN  
WITH A CREDIT CARD



25%



PERCENTAGE OF WOMEN  
MAKING ONLINE TRANSACTIONS



38%



PERCENTAGE OF MEN  
MAKING ONLINE TRANSACTIONS



35%

# CLICK THE LINKS BELOW TO ACCESS OUR FULL SUITE OF GLOBAL DIGITAL REPORTS

GLOBAL OVERVIEW	BOTSWANA	DJIBOUTI	GUINEA	LESOTHO	NEPAL	ST. KITTS & NEVIS	TAJIKISTAN
DIGITAL YEARBOOK	BRAZIL	DOMINICA	GUINEA-BISSAU	LIBERIA	NETHERLANDS	ST. LUCIA	TANZANIA
ABKHAZIA	BRITISH VIRGIN IS.	DOMINICAN REP.	GUYANA	LIBYA	NEW CALEDONIA	ST. MARTIN	THAILAND
AFGHANISTAN	BRUNEI	ECUADOR	HAITI	LIECHTENSTEIN	NEW ZEALAND	ST. PIERRE & MIQUELON	TIMOR-LESTE
ÅLAND IS.	BULGARIA	EGYPT	HONDURAS	LITHUANIA	NICARAGUA	ST. VINCENT & THE GRENADINES	TOGO
ALBANIA	BURKINA FASO	EL SALVADOR	HONG KONG	LUXEMBOURG	NIGER	SAMOA	TOKELAU
ALGERIA	BURUNDI	EQUATORIAL GUINEA	HUNGARY	MACAU	NIGERIA	SAN MARINO	TONGA
AMERICAN SAMOA	CABO VERDE	ERITREA	ICELAND	NORTH MACEDONIA	NIUE	SÃO TOMÉ & PRÍNCIPE	TRANSNISTRIA
ANDORRA	CAMBODIA	ESTONIA	INDIA	MADAGASCAR	NORFOLK IS.	SAUDI ARABIA	TRINIDAD & TOBAGO
ANGOLA	CAMEROON	ESWATINI	INDONESIA	MALAWI	NORTHERN MARIANA IS.	SENEGAL	TUNISIA
ANGUILLA	CANADA	ETHIOPIA	IRAN	MALAYSIA	NORWAY	SERBIA	TURKEY
ANTIGUA & BARBUDA	CAYMAN IS.	FALKLAND IS.	IRAQ	MALDIVES	OMAN	SEYCHELLES	TURKMENISTAN
ARGENTINA	CENTRAL AFRICAN REP.	FAROE IS.	IRELAND	MALI	PAKISTAN	SIERRA LEONE	TURKS & CAICOS IS.
ARMENIA	CHAD	FIJI	ISLE OF MAN	MALTA	PALAU	SINGAPORE	TUVALU
ARUBA	CHILE	FINLAND	ISRAEL	MARSHALL IS.	PALESTINE	ST. MAARTEN	UGANDA
AUSTRALIA	CHINA	FRANCE	ITALY	MARTINIQUE	PANAMA	SLOVAKIA	UKRAINE
AUSTRIA	CHRISTMAS IS.	FRENCH GUIANA	JAMAICA	MAURITANIA	PAPUA NEW GUINEA	SLOVENIA	U.A.E.
AZERBAIJAN	COCOS (KEELING) IS.	FRENCH POLYNESIA	JAPAN	MAURITIUS	PARAGUAY	SOLOMON IS.	U.K.
BAHAMAS	COLOMBIA	GABON	JERSEY	MAYOTTE	PERU	SOMALIA	U.S.A.
BAHRAIN	COMOROS	GAMBIA	JORDAN	MEXICO	PHILIPPINES	SOUTH AFRICA	U.S. VIRGIN IS.
BANGLADESH	DEM. REP. OF CONGO	GEORGIA	KAZAKHSTAN	MICRONESIA	PITCAIRN IS.	SOUTH SUDAN	URUGUAY
BARBADOS	REP. OF CONGO	GERMANY	KENYA	MOLDOVA	POLAND	SPAIN	UZBEKISTAN
BELARUS	COOK IS.	GHANA	KIRIBATI	MONACO	PORTUGAL	SRI LANKA	VANUATU
BELGIUM	COSTA RICA	GIBRALTAR	NORTH KOREA	MONGOLIA	PUERTO RICO	SUDAN	VATICAN
BELIZE	CÔTE D'IVOIRE	GREECE	SOUTH KOREA	MONTENEGRO	QATAR	SURINAME	VENEZUELA
BENIN	CROATIA	GREENLAND	KOSOVO	MONTSERRAT	RÉUNION	SVALBARD & JAN MAYEN	VIETNAM
BERMUDA	CUBA	GRENADA	KUWAIT	MOROCCO	ROMANIA	SWAZILAND	WALLIS & FUTUNA
BHUTAN	CURAÇAO	GUADELOUPE	KYRGYZSTAN	MOZAMBIQUE	RUSSIAN FEDERATION	SWEDEN	WESTERN SAHARA
BOLIVIA	CYPRUS	GUAM	LAOS	MYANMAR	RWANDA	SWITZERLAND	YEMEN
BONAIRE, ST. EUSTATIUS & SABA	CZECH REP.	GUATEMALA	LATVIA	NAMIBIA	ST. BARTHÉLEMY	SYRIA	ZAMBIA
BOSNIA & HERZEGOVINA	DENMARK	GUERNSEY	LEBANON	NAURU	ST. HELENA	TAIWAN	ZIMBABWE




**MORE INFORMATION**

**CLICK THE LOGOS TO ACCESS ADDITIONAL  
CONTENT, INSIGHTS, AND RESOURCES  
FROM WE ARE SOCIAL AND HOOTSUITE:**



**WE ARE SOCIAL**



**HOOTSUITE**


# SPECIAL THANKS: GLOBALWEBINDEX



GlobalWebIndex is the leading provider of audience profiling data to agencies, publishers, and brands worldwide.



**90% GLOBAL  
COVERAGE**



**ONGOING DATA COLLECTION  
ACROSS 46 MARKETS**



**CROSS-DEVICE  
COVERAGE**

Learn more at <https://www.globalwebindex.com>

# SPECIAL THANKS: STATISTA

**Statista** is one of the world's largest online statistics databases. Its Digital Market Outlook products provide forecasts, detailed market insights, and key indicators on over 90 digital markets within verticals including e-commerce, digital media, advertising, smart home, and fintech for over 150 countries and regions.



**96% OF THE GLOBAL  
INTERNET POPULATION**



**OVER 150 COUNTRIES  
AND REGIONS**



**98% OF WORLDWIDE  
ECONOMIC POWER**



**MORE THAN 30,000  
INTERACTIVE STATISTICS**

Learn more about Statista at <https://www.statista.com>

# SPECIAL THANKS: GSMA INTELLIGENCE

The logo for GSMA Intelligence, featuring the text "GSMA" in a small red font above the word "Intelligence" in a larger black font, all contained within a white circular background.

**GSMA Intelligence** is the unit within the GSMA that houses the organisation's extensive database of mobile operator statistics, forecasts, and industry reports. GSMA Intelligence's data covers every operator group, network and MVNO in every country – from Afghanistan to Zimbabwe. Updated daily, it is the most accurate and complete set of industry metrics available, comprising tens of millions of individual data points.

Leading operators, vendors, regulators, financial institutions and third-party industry players rely on GSMA Intelligence to support strategic decision-making and long-term investment planning. The data is used as an industry reference point and is frequently cited by the media and by the industry itself. GSMA Intelligence's team of analysts and experts produce regular thought-leading research reports across a range of industry topics.

Learn more about GSMA Intelligence at <https://www.gsmainelligence.com>

# SPECIAL THANKS: APP ANNIE



App Annie is the industry's most trusted mobile data and analytics platform. App Annie's mission is to help customers create winning mobile experiences and achieve excellence. The company created the mobile app data market and is committed to delivering the industry's most complete mobile performance offering. More than 1,100 enterprise clients and 1 million registered users across the globe and spanning all industries rely on App Annie as the standard to revolutionize their mobile business. The company is headquartered in San Francisco with 12 offices worldwide.



**1 MILLION  
REGISTERED USERS**



**BEST-IN-CLASS  
DATA**



**COVERAGE ACROSS  
150 COUNTRIES**



**UNPARALLELED  
SERVICE & SUPPORT**

Learn more about App Annie at <https://www.appannie.com>






# SPECIAL THANKS: SIMILARWEB

SimilarWeb provides the measure of the digital world. With an international online panel consisting of hundreds of millions of devices, SimilarWeb provides granular insights about any website or app across a wide array of industries. Global brands such as Google, eBay, and adidas rely on SimilarWeb to understand, track and grow their digital market share. The company has 450 employees and offices spanning four continents. SimilarWeb has been named one of Wall Street's Secret Weapons, and one of Calcalist's 2018 List of 50 Most Promising Israeli Startups.



**WEB  
INTELLIGENCE**



**APP  
INTELLIGENCE**



**GLOBAL  
COVERAGE**



**GRANULAR  
ANALYSIS**

Learn more about SimilarWeb at <https://www.similarweb.com>

# SPECIAL THANKS: LOCOWISE



Locowise is a social media performance measurement platform that helps agencies to manage clients, produce and prove value, and win new business.



**CUSTOM REPORT  
BUILDER WITH  
OVER 300 METRICS**



**CAMPAIGN  
ANALYSIS, TRACKING  
AND REPORTING**



**INSIGHTS FROM ALL  
YOUR NETWORKS  
IN ONE PLACE**



**PREDICTIVE  
METRICS TO DRIVE  
FUTURE STRATEGY**

Learn more about Locowise at <https://locowise.com>

# DATA SOURCES

**POPULATION & DEMOGRAPHICS:** United Nations World Population Prospects, 2019 Revision; US Census Bureau (accessed January 2020); United Nations World Urbanization Prospects, 2018 Revision; local government bodies (latest data available in January 2020). **Literacy rates:** UNESCO Institute for Statistics; UNICEF Data; World Bank DataBank; Pew Research; Ethnologue; IndexMundi; CIA World Factbook; Phrasebase (all accessed January 2020). **GDP and financial inclusions data:** World Bank DataBank; IMF Data; CIA World Factbook (all accessed January 2020). **Device ownership and time spent by media:** GlobalWebIndex (Q3 2019).\*

**INTERNET USERS:** ITU Statistics; Eurostat Data Explorer; GlobalWebIndex; Facebook's self-serve advertising tools; local government authorities and telecom regulatory bodies; APJII (all accessed January 2020). **Mobile internet share** based on data from GlobalWebIndex (Q3 2019)\*, and extrapolations of data reported in Facebook's self-serve advertising tools. **Internet connection speed** data from Ookla Speedtest (values for December 2019). **Time spent on the internet** from GlobalWebIndex (Q3 2019).\* **World's top websites** from SimilarWeb (December 2019) and Alexa (monthly average based on 3-month period to mid-January 2020). **Web language** insights

via W3Techs (January 2020). **Google search** insights from Google Trends (data for full year 2019). Data on use of **data misuse fears**, **voice search**, and **ad blockers** from GlobalWebIndex (Q3 2019).\* Data on concerns about **'fake news'** from Reuters Institute Digital News Report (2019 edition). **Content streaming** insights from GlobalWebIndex (Q3 2019).\* **Smart Home** insights from Statista Digital Market Outlook\* (accessed January 2020); GlobalWebIndex (Q3 2019).

## **SOCIAL MEDIA USERS & ADVERTISING**

**AUDIENCES:** Social media platforms' self-service advertising tools (including extrapolations); company earnings announcements; press releases and promotional materials; remarks by senior platform executives at public events; statements on company websites; reports in reputable media (all latest data available in January 2020). **TikTok** data from a company sales presentation published by AdAge (October 2019). **YouTube** insights via YouTube press website (accessed January 2020). **Top messenger platforms** from SimilarWeb (January 2020, based on data for December 2019). **Time spent** on social media from GlobalWebIndex (Q3 2019)\*. **Facebook and Instagram reach and engagement** data from Locowise (January 2020, based on averages for Q4 2019).

**MOBILE USERS & CONNECTIONS:** GSMA Intelligence (January 2020); Ericsson Mobility Report (November 2019); Ericsson Mobility Calculator and Visualizer tools (accessed January 2020). **Mobile Apps:** App Annie (January 2020); SimilarWeb (January 2020). **Mobile actions:** GlobalWebIndex (Q3 2019).

**ECOMMERCE USERS & SPEND:** Statista Digital Market Outlook\* (accessed January 2020); GlobalWebIndex (Q3 2019)\*; PPRO Payments & Ecommerce reports (2019 and 2020 editions). **Brand discovery channels:** GlobalWebIndex (Q3 2019). **Ride-Hailing** insights from Statista Digital Market Outlook\* (accessed January 2020); GlobalWebIndex (Q3 2019). **Digital advertising market:** Statista Digital Market Outlook\* (accessed January 2020); eMarketer (February 2019).

\* For more details of GlobalWebIndex's methodology, visit <https://www.globalwebindex.com>.

\* For more details of Statista's Market Outlook, visit <https://www.statista.com/outlook/digital-markets>.

# NOTES ON DATA VARIANCE, MISMATCHES, AND CURIOSITIES

This report uses data from a wide variety of sources, including market research agencies, internet and social media companies, governments and public bodies, news media, journalists, and our own internal analysis.

Wherever possible, we've prioritised data sources that provide broader geographical coverage, in order to minimise the potential variations between data points, and offer more reliable comparison across countries. However, where we believe that an individual metric provides a more reliable reference, we've used such individual numbers to ensure the most accurate reporting.

Furthermore, due to differing data collection and treatment methodologies used by these organisations, and the different sample periods during which data were collected, there may be significant differences in the reported metrics for similar data points throughout this report. In particular, data collected via surveys often vary from one report to another, even if those data were collected by the same organisation using the same approach in each wave.

Similarly, reports of internet user numbers vary considerably between different sources. In part, this is because there are fewer commercial imperatives for governments and regulators to collect and publish regular internet user data. However, the user numbers published by social media platforms can be a useful proxy for the number of internet users in countries where no other reliable data are available, because all active social media users must have an active internet connection in order to access social media. These data are also more likely to be updated on a regular basis, as social media companies relies on this data to help sell their advertising products and services.

As a result, on occasion, we've used the latest addressable advertising audience data from social media platforms' self-service advertising tools to inform our internet user numbers, especially in less-developed economies, where 'official' internet user numbers are published less frequently. Consequently, there are a number of instances in this report where the reported number of social media users equals the reported number of internet users.

It's unlikely that one hundred percent of internet users in any given country will use the same social media platform though, so in cases where internet and social media user numbers are the same, it's likely that the actual number of internet users will be higher than the number we've reported.

Lastly, we've changed the source for a number of our data points in this year's reports, and a number of metrics that we reported in last year's Global Digital reports have also been revised by the original data provider since publication. As a result, some figures in this year's reports may appear to have changed in unexpected ways. Wherever we're aware of these changes, we've included details in the footnotes of each relevant chart, but please use caution when comparing data from different reports in case the original base has changed.

If you have any questions about specific data points in these reports, or if you'd like to offer your organisation's data for consideration in future reports, please email our reports team: [reports@kepios.com](mailto:reports@kepios.com).

# DISCLAIMER AND IMPORTANT NOTES

This report has been compiled by Kepios Pte. Ltd. ("Kepios"), We Are Social Ltd. ("We Are Social"), and Hootsuite Inc. ("Hootsuite") for informational purposes only, and relies on data from a wide variety of sources, including but not limited to public and private companies, market research firms, government agencies, NGOs, and private individuals.

While Kepios, We Are Social, and Hootsuite strive to ensure that all data and charts contained in this report are, as at the time of publishing, accurate and up-to-date, neither Kepios, nor We Are Social, nor Hootsuite shall be responsible for any errors or omissions contained in this report, or for the results obtained from its use.

All information contained in this report is provided "as is", with no guarantee whatsoever of its accuracy, completeness, correctness or non-infringement of third-party rights and without warranty of any kind, express or implied, including without limitation, warranties of merchantability or fitness for any particular purpose.

This report contains data, tables, figures, maps, flags, analyses and technical notes that relate to various geographical territories around the world, however reference to these territories and any associated elements (including names and flags) does not imply the expression of any opinion whatsoever on the part of Kepios, We Are Social, Hootsuite, or any of the featured brands, nor any of those organisations' partners, affiliates, employees or agents, concerning the legal status of any country, territory, city or area or of its authorities, or concerning the delimitation of its frontiers or boundaries. This report is provided with the understanding that it does not constitute professional advice or services of any kind and should therefore not be substituted for independent investigations, thought or judgment.

Accordingly, neither Kepios, nor We Are Social, nor Hootsuite, nor any of the brands or organisations featured or cited herein, nor any of their partners, affiliates, group companies, employees or agents shall, to the fullest extent permitted by law, be liable to you or

anyone else for any direct, indirect, punitive, incidental, special, consequential, exemplary or similar loss or damage, or loss or damage of any kind, suffered by you or anyone else as a result of any use, action or decision taken by you or anyone else in any way connected to this report or the information contained herein, or the result(s) thereof, even if advised of the possibility of such loss or damage.

This report may contain references to third parties, however this report does not endorse any such third parties or their products or services, nor is this report sponsored, endorsed or associated with such third parties.

Except for those portions of this report relating to the perspectives of Hootsuite or We Are Social, this report and any opinions contained herein have been prepared by Kepios, and have not been specifically approved or disapproved by Hootsuite. This report is subject to change without notice. To ensure that you have the most up-to-date version of this report, please visit our reports website at <https://datareportal.com/>.

**CLICK HERE** TO ACCESS OUR COMPLETE COLLECTION OF  
FREE REPORTS: THOUSANDS OF CHARTS PACKED WITH  
DATA AND TRENDS TO HELP YOU UNDERSTAND DIGITAL  
BEHAVIOURS IN EVERY COUNTRY ACROSS THE WORLD



**[HTTPS://DATAREPORTAL.COM](https://datareportal.com)**

**ALL THE NUMBERS YOU NEED**

# we are. social

We are a socially-led creative agency. We are a global team of more than 850 people in 15 offices around the world with a common purpose: to connect people and brands in meaningful ways.

We believe in people before platforms and the power of social insight to drive business value. We call this social thinking.

We work with many of the world's biggest brands, including adidas, Netflix, Samsung, Lavazza, and Google on global, regional and local projects.

If you'd like to work with us, visit <https://wearesocial.com>



Hootsuite is the leader in social media management. Whether you're managing a small team or making a bold leap forward to completely transform your social enterprise, Hootsuite is here to help you unlock the power of human connection and make great things happen.

With industry-leading expertise, a flexible solution that scales with your needs, and our open ecosystem of partners, we'll help your organization succeed with social. Explore how our solution can help: <https://hootsuite.com/>





**SIMON KEMP**



**@ESKIMON**



**REPORTS@KEPIOS.COM**



**DATAREPORTAL.COM**